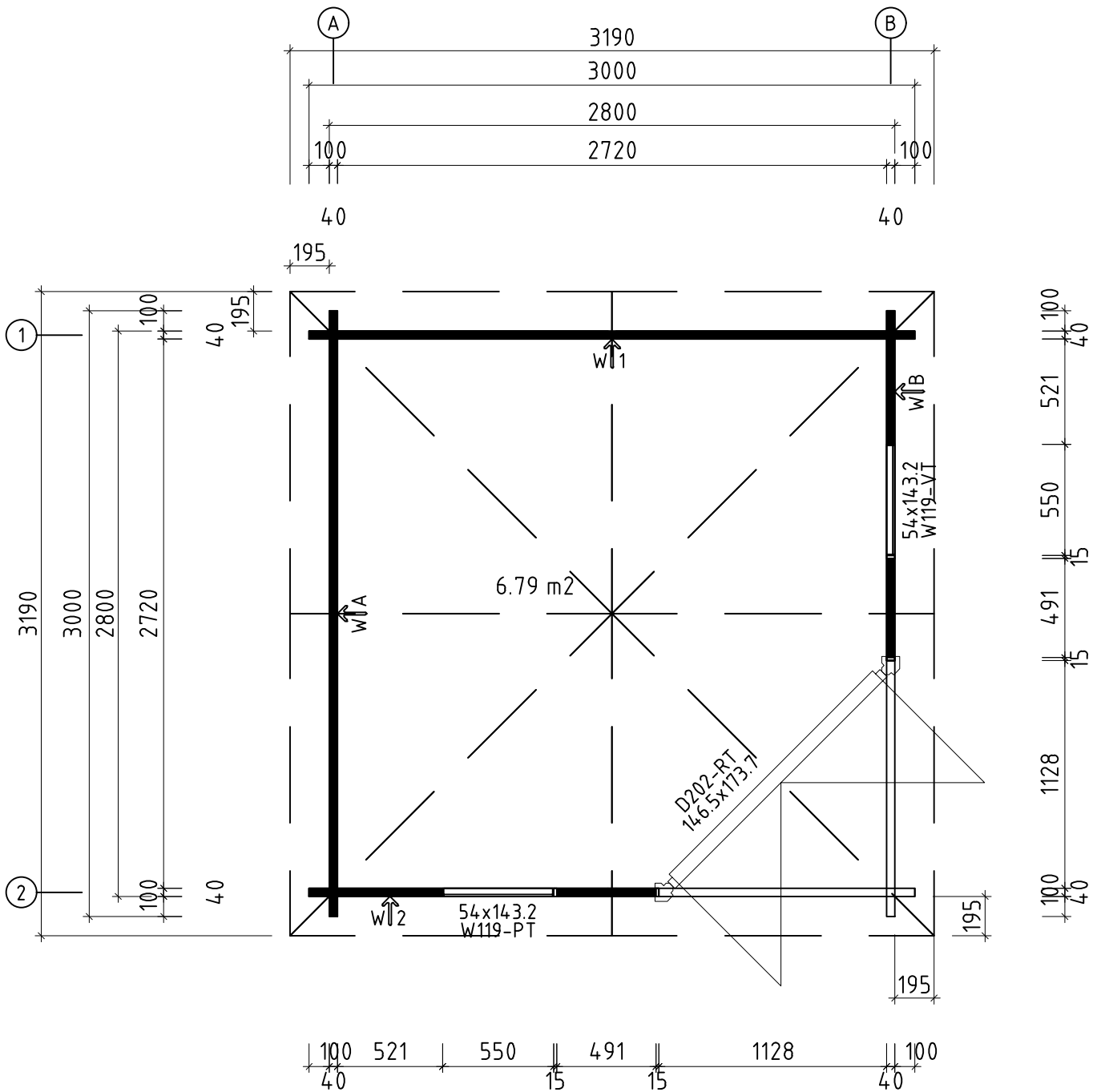


Name	VS40__0036 300x300__40		
Zeichnung/Drawing	3D		
Profil/Profile	4.0x11.4	Datum/Date	19.03.2024

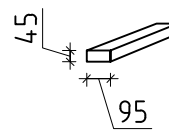
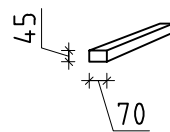
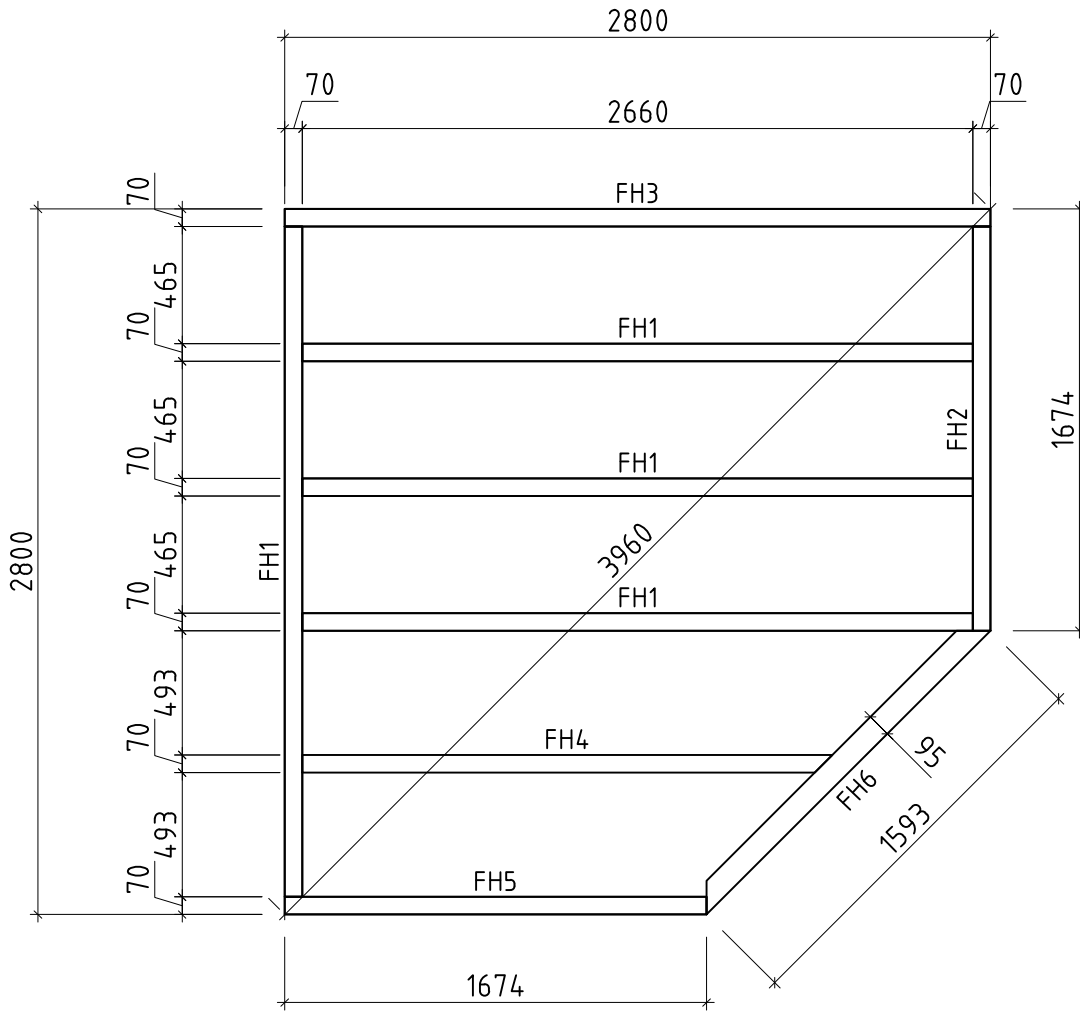
H = 1.700 m
 TOTAL: 7.40 m²



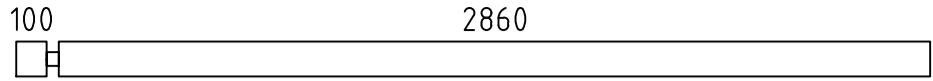
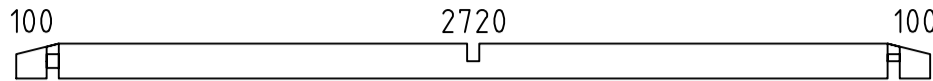
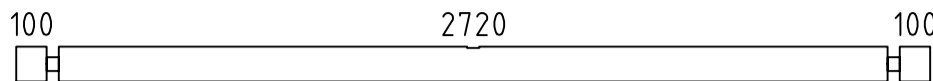
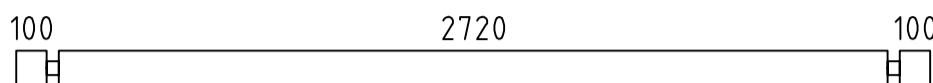
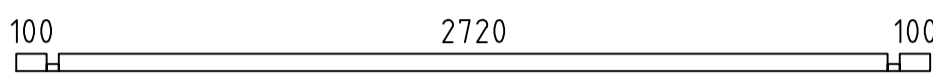
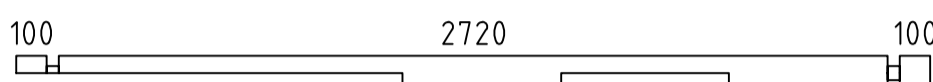

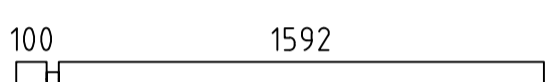
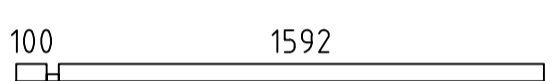
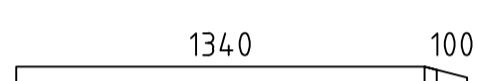

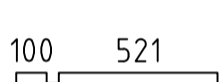




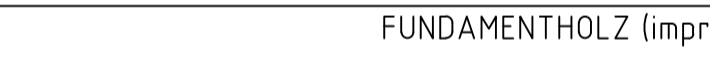





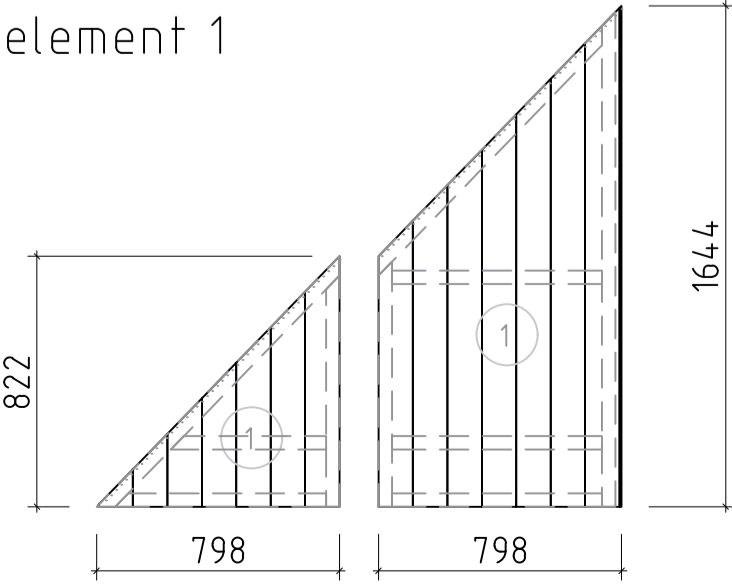
* Fenster und Türen sind ohne Sprossen
 Windows and doors are without muntins

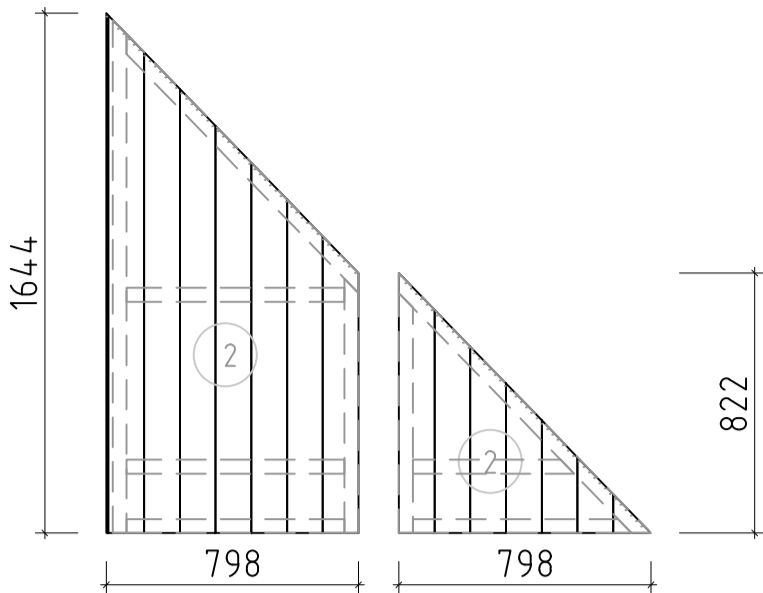
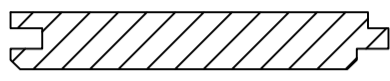

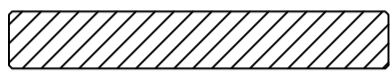
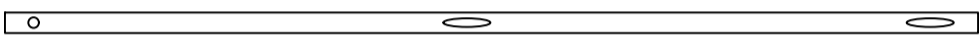
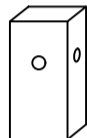
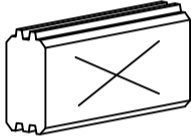
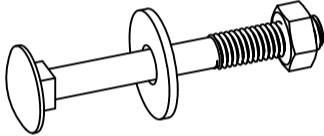

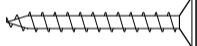
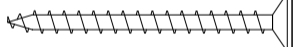
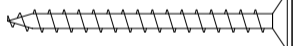
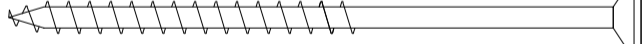
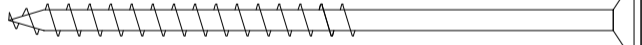
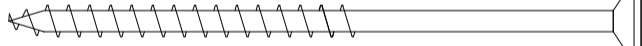
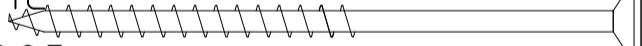

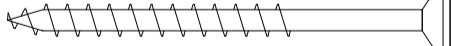
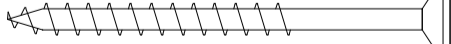
Q3 – Qualitätsklasse für Fenster und Türen/
 Quality class for windows and doors


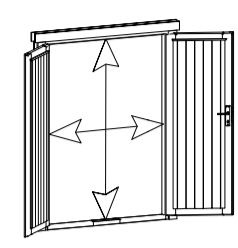
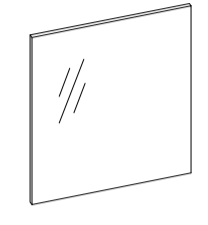




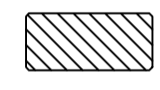
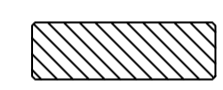
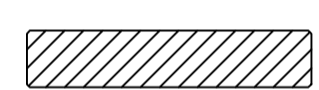

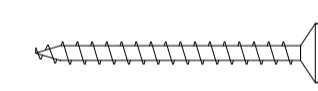
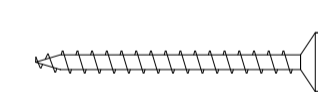
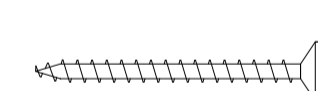

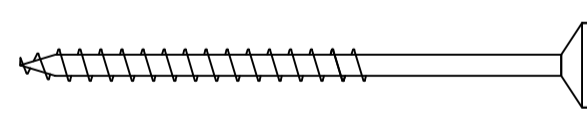
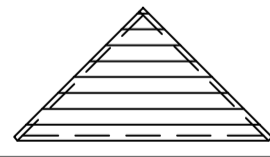
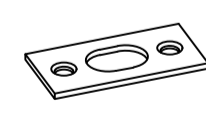
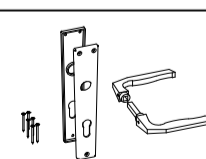

Name	VS40_0036 300x300_40		
Zeichnung/Drawing	Grundplan_Plan		
Profil/Profile	4.0x11.4	Datum/Date	19.03.2024



Name	VS40_0036 300x300_40		
Zeichnung/Drawing	Lagerholzplan_Foundation beams		
Profil/Profile	4.0x11.4	Datum/Date	19.03.2024

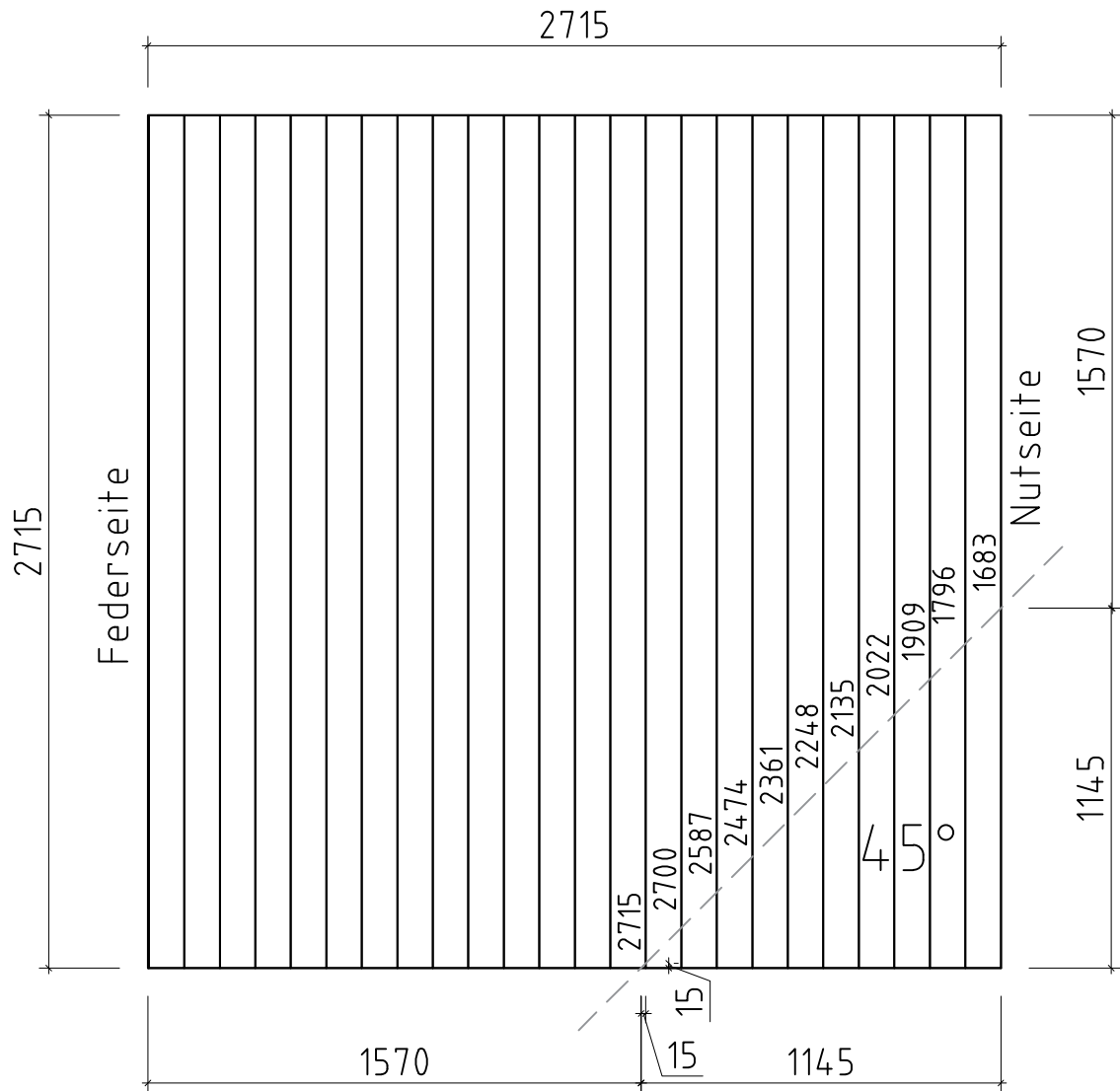
Pos	Teileliste/Specification VS40_0036 300x300_40	Stck Pcs.	Profil Profile (mm)	Länge Length (mm)
1extra		1	40x114	3000
001		2	40x114	3000
002		2	40x114	3000
003		35	40x114	3000
004		1	40x57	3000
005		1	40x114	3000
006		1	40x114	1732
007		4	40x114	1732
008		1	40x57	1732
009		2	40x57	1480
010		2	40x57	1480
011		25	40x114	661
012		25	40x114	491
FH6	FUNDAMENTHOLZ (imprägniert) - FOUNDATION BEAM (impregnated) 	1	95x45	1585
FH3	FUNDAMENTHOLZ (imprägniert) - FOUNDATION BEAM (impregnated) 	1	70x45	2800
FH1	FUNDAMENTHOLZ (imprägniert) - FOUNDATION BEAM (impregnated) 	4	70x45	2660
FH4	FUNDAMENTHOLZ (imprägniert) - FOUNDATION BEAM (impregnated) 	1	70x45	2102
FH5	FUNDAMENTHOLZ (imprägniert) - FOUNDATION BEAM (impregnated) 	1	70x45	1674
FH2	FUNDAMENTHOLZ (imprägniert) - FOUNDATION BEAM (impregnated) 	1	70x45	1604
LE1	LEISTE - LATH 	2	15x40	1472
LE2	LEISTE - LATH 	2	15x40	1358
SPR1	SPARREN - RAFTERS 	4	40x120	1621
	Dachelement - Roof element 1 	4		
Kood	VS40_0036 300x300_40	Materjal		Leht 1/6

Pos	Teilleiste/Specification VS40_0036 300x300_40	Stck Pcs.	Profil Profile (mm)	Länge Length (mm)
	Dachelement - Roof element 2 	4		
	FUSSBODENBRETTER - FLOOR BOARDS 	25+1	113x18	2715
	FUSSBODENLEISTEN - FLOOR STRIPS 		18x40	12.0 lfm/rm
T02-1	TRAUFENBRETTER - EAVES BOARDS 18x120 	4	18x120	3300
SM-1	Sturmleisten - Storm reinforcement 	4	18x40	1939
ZE-1	Zentrale Verbindungselement (Dach) - Central connecting element (rooftop) 	1	44x44	120
SH	SCHLAGHÖLZER - MOUNTING PIECES 	3		
SS024	Schloßschrauben - Wood bolts M8x70 Mutter - Nut M8 U-Scheibe - Washer Ø25 (für Sturmleisten - storm reinforcement) 	12		
NG2 550	NÄGEL - NAILS 2.5x50 Fussbodenbretter - Floor boards 	300		
SR3 030	Schrauben - Screws 3.0x30 Fussbodenleisten - Floor strips 	22		
SR3 545	Schrauben - Screws 3.5x45 Leiste - Lath LE1, LE2 	50		
SR3 545	Schrauben - Screws 3.5x45 Traufenbretter - Eaves boards 	28		
SR57	Schrauben - Screws 5.0x100 Dach element - Roof element 	48		
SR5 0100	Schrauben - Screws 5.0x100 Fundamenthölzer - Foundation beams 	36		
SR5 0100	Schrauben - Screws 5.0x100 Pos - Log 009, 010 	12		
SR5 0100	Schrauben - Screws 5.0x100 Pos 007, 008 1. Bohlenreihe neben die Tür - Log 007, 008 1.row of planks next to Door 	4		
SR58	Schrauben - Screws 5.0x120 Sparren - Rafters 	4		
SR55	Schrauben - Screws 5.0x70 Sparren - Rafters 	4		
SR55	Schrauben - Screws 5.0x70 Dach element - Roof element 	120		
	✓ - Bitte selber anpassen (falls nötig)! / Cut into length on site (if needed)!			
Kood	VS40_0036 300x300_40	Materjal		Leht 2/6

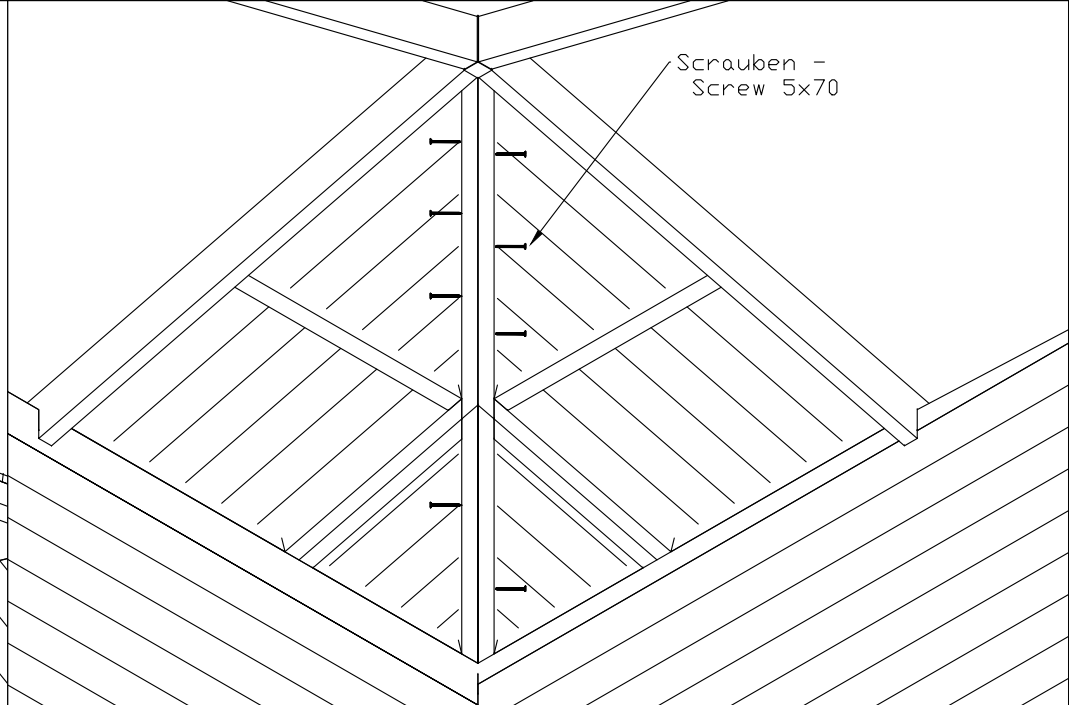
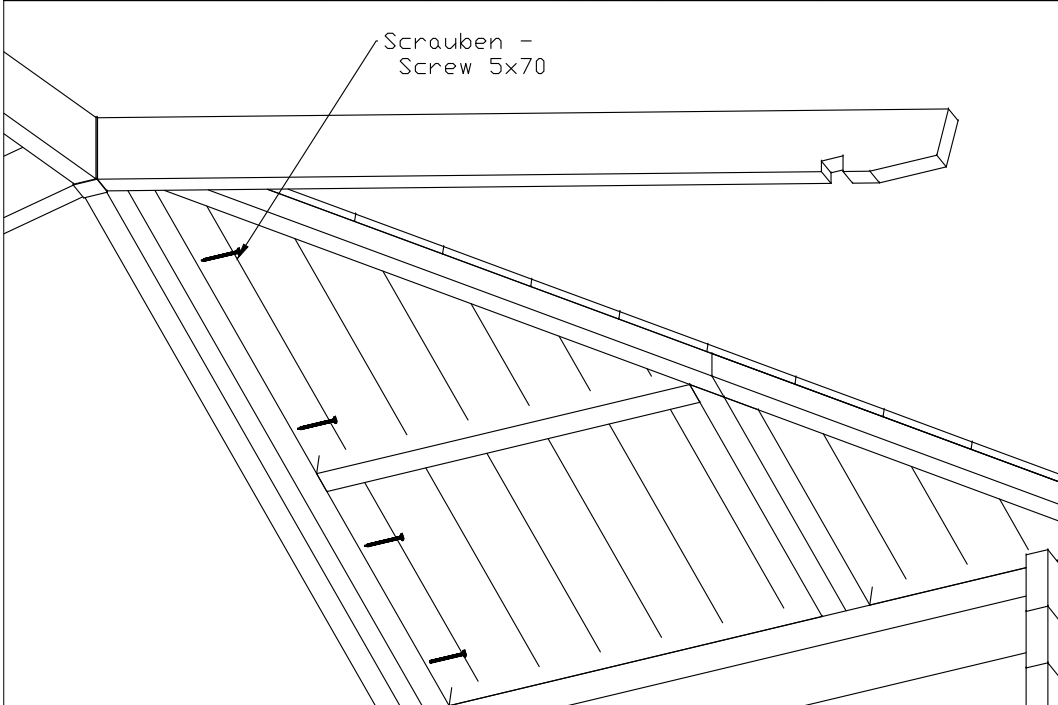
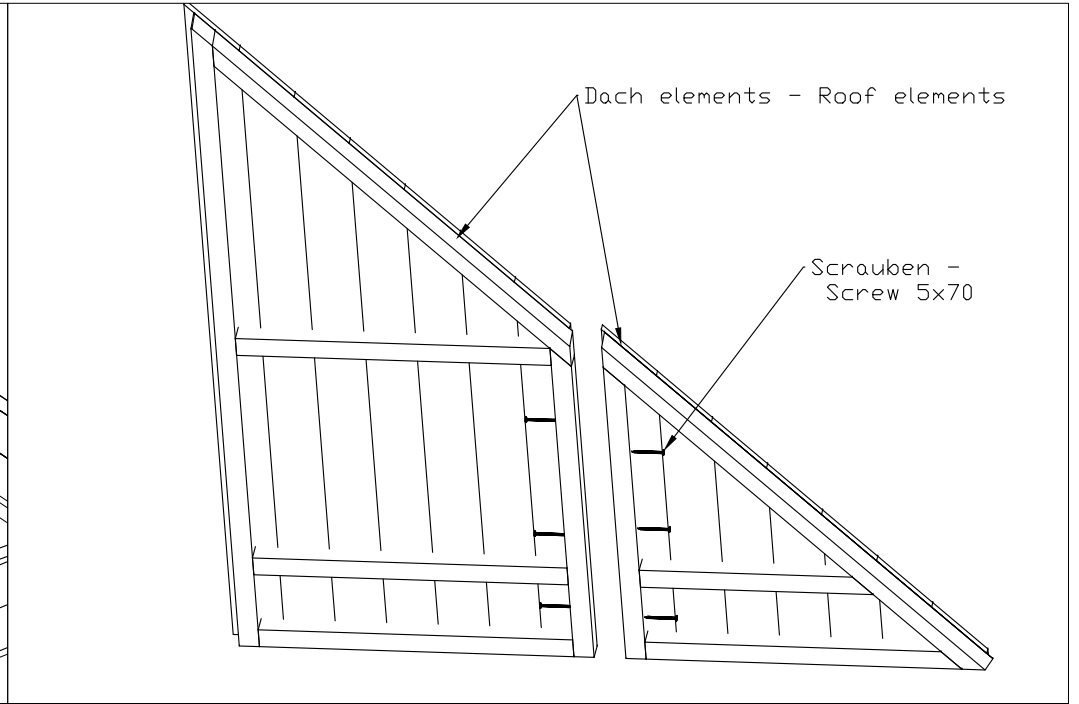
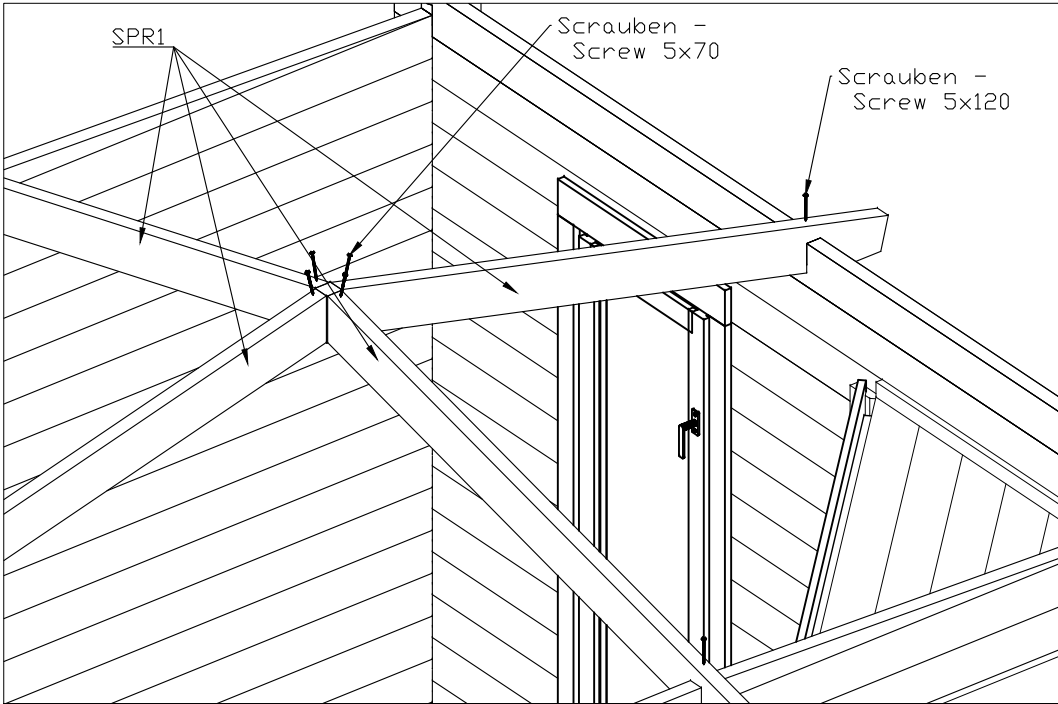
Pos	Teieliste/Specification VS40_0036 300x300_40		Stck Pcs.	Profil Profile (mm)	Länge Length (mm)
	<p>TÜR/DOOR 1465x1737 D3-M40R-0XT-14651737</p> <p>Q3 D202-RT 1465</p>  <div style="display: flex; justify-content: space-between;"> <div style="width: 45%;"> <p>Right handed / DIN rechts / paremakäeline</p> <p>Clear opening/ durchgangsmaß/ ava suurus 1337x1629mm</p> <p>double-pane tempered glass gehärtete ISO Glas 2-fach 2x klaaspakett, karastatud</p> </div> <div style="width: 45%;">   <p>492x1361mm</p> </div> </div>		1		
DzT40 -01-1	CD- cover strip for door - ET- Deckbrett zum Tür - NU- Katteliist ukse kohale 40		1	18x40	1585
P9L1 -01-1	CD- left hand doorpost - ET- linke Türpfoste - NU- vasak uksepost 40		1	90x90	1777
P9R1 -01-1	CD- right hand doorpost - ET- rechte Türpfoste - NU- parem uksepost 40		1	90x90	1777
VK1- 01-1	CD- trim strips for canopy element - ET- Verkleidungsleisten für Vordachelement - NU- Katteliistud varikatusele 58	 ✓	2	58x18	1110
PL1-1	Trims - Rahmenleisten - Piirdeliistud 18x40	 ✓	1	18x40	1540
PL2-1	Trims - Rahmenleisten - Piirdeliistud 18x58	 ✓	4	18x58	1717
PL3-1	Trims - Rahmenleisten - Piirdeliistud 18x95	 ✓	1	18x95	1540
SR25 15-01	2.5x15 Locking plate - Schließblech - Riivi vastus 01 Q2-Q3		2		
SR35 45-05	3.5x45 Canopy element - Vordachelement - Varikatus		6		
SR35 45-03	3.5x45 Cover strip - Deckbrett - Katteliist ukse kohale		3		
SR35 45-04	3.5x45 Trim strips - Verkleidungsleiste - Katteliist varikatusele		6		
SR35 45-01	3.5x45 Trims - Rahmleisten - Piirdeliistud		24		
SR50 90-01	5.0x90 Door frames - Türrahmen - Ukselengid		8		
VE1-01	CD- canopy element - ET- Vordachelement - NU- Varikatus uksele 1435x745		1		
RV01	Locking plate - Schließblech - Riivi vastus 01 Q2-Q3		1		
UL-Q 2-Q3	Q2-Q3 Door handle - Türgriff - Ukselink		1		
LS-Q4	Q4 Cylinder lock - Zylinderschloss - Lukusüdamik		1		
Kood	VS40_0036 300x300_40	Materjal		Leht	5/6

VS40_0036 300x300_40

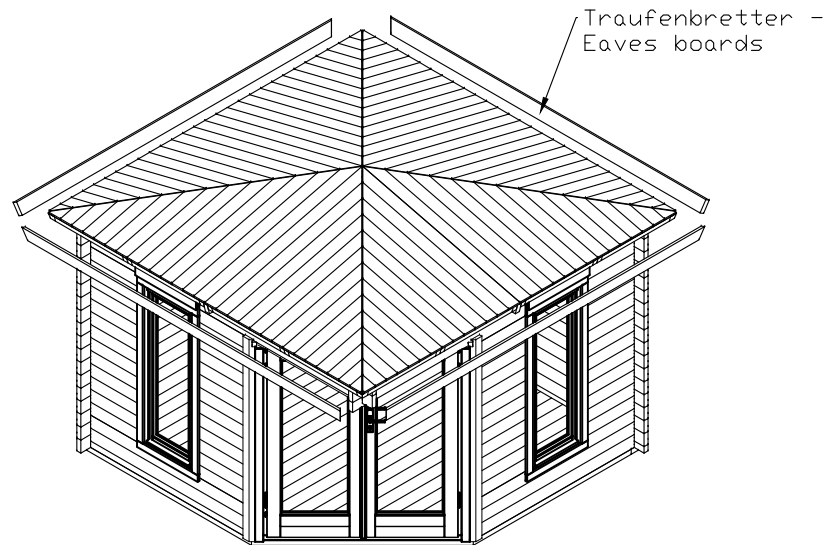
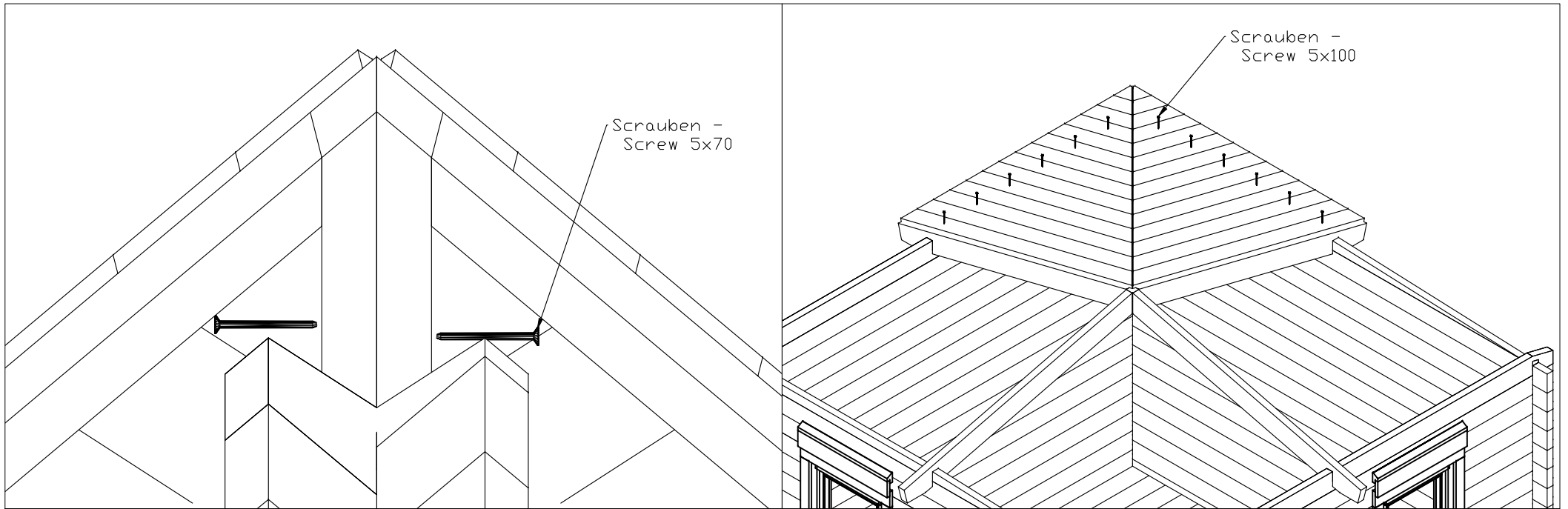
Zuschneiden der
Fussbodenbretter 113x18mm



VS40_0036 300x300_40



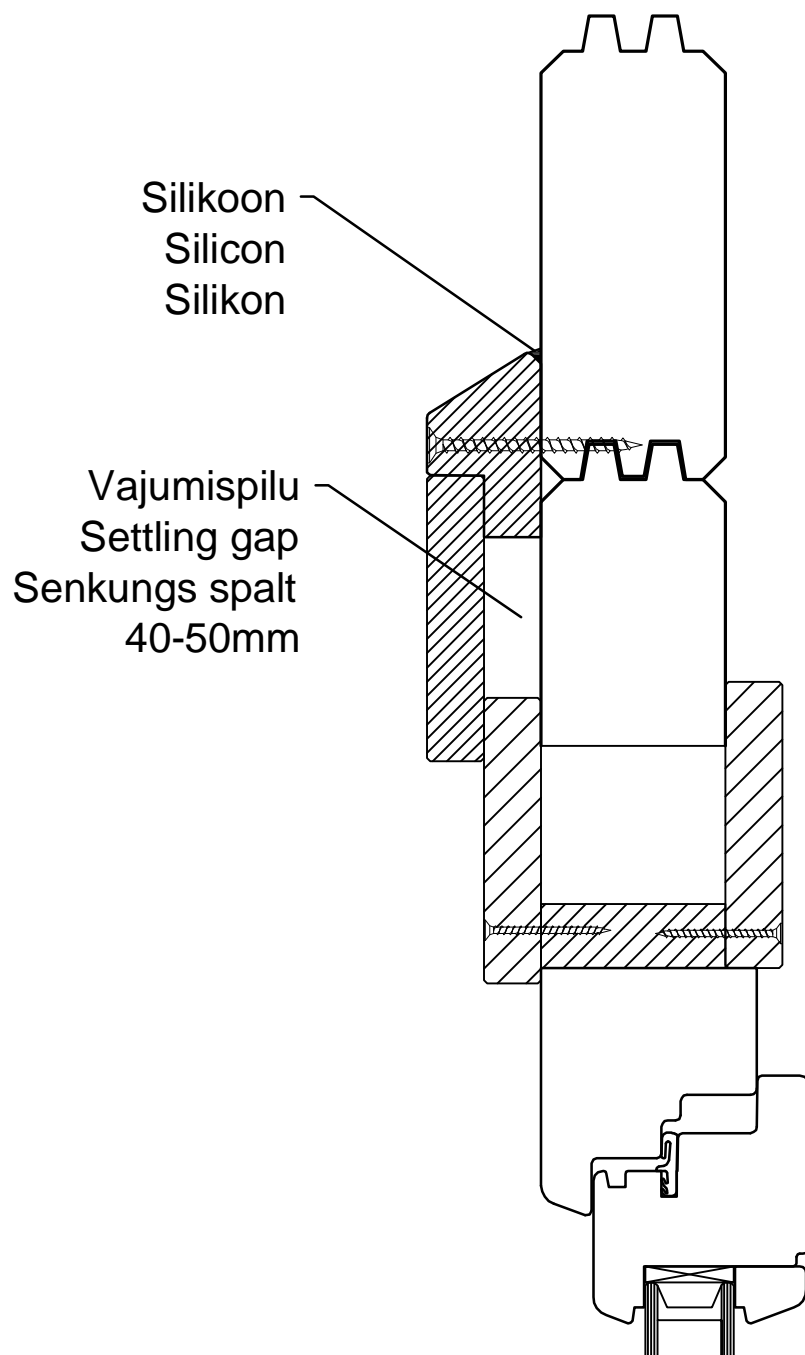
VS40_0036 300x300_40



Das Traufenbretter in passende
Länge schneiden!

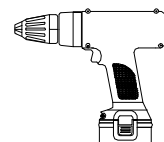
Cut Eaves boards to the
appropriate length!

Vihmaliist / Rain strip / Wasserleiste

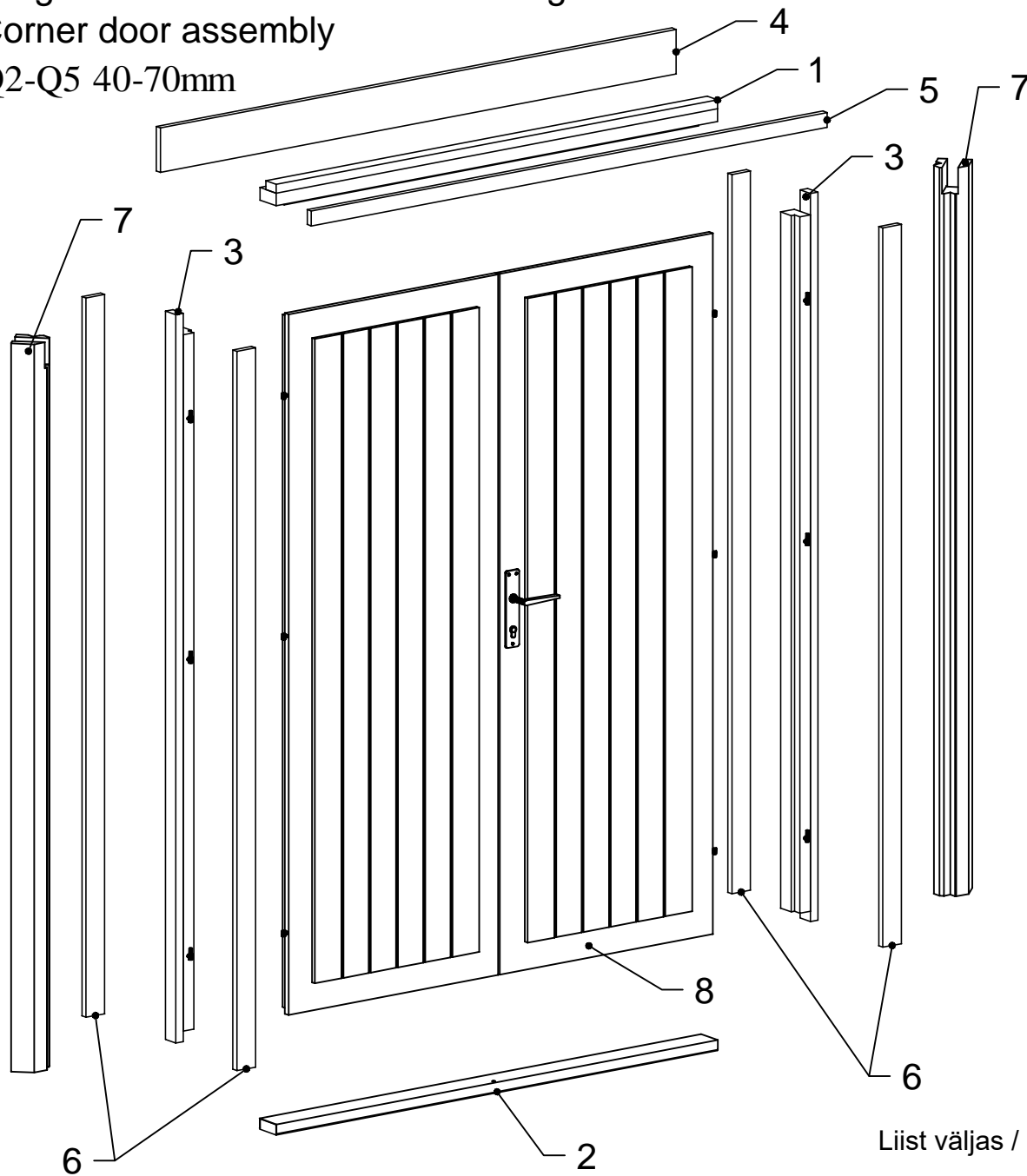





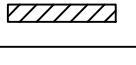



NB!

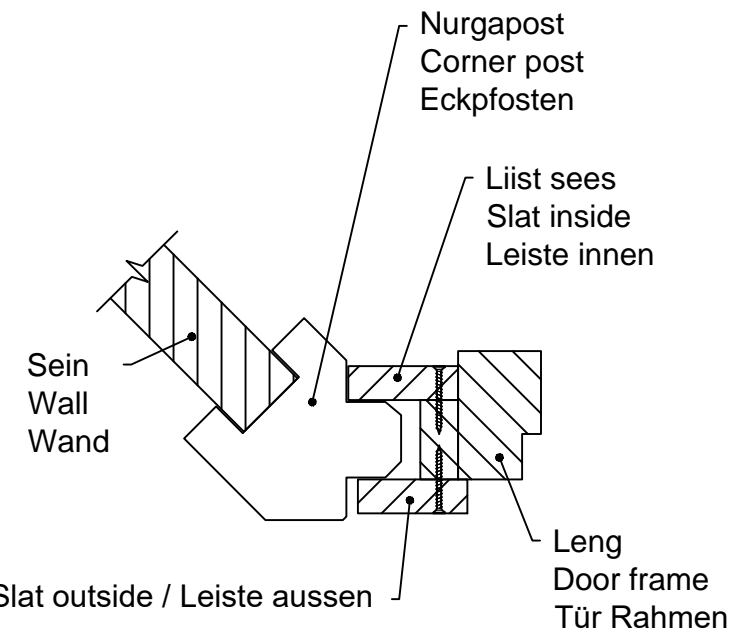
- Monteerida juhul kui ese on välja toodud maja spetsifikatsioonis!
- Install only if the item is listed in the house specification!
- Nur montieren wenn die Leiste in der Teileliste gezeigt ist!



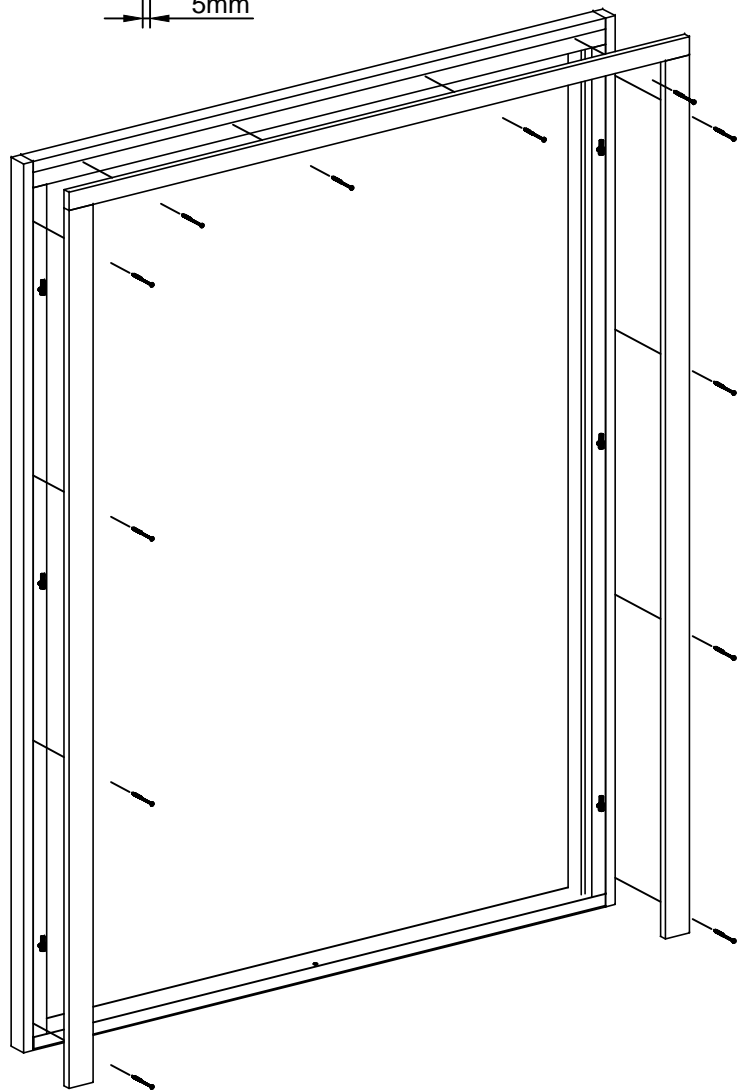
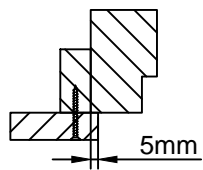
Nurgaukse montaaž / Ecktür montage /
 Corner door assembly
 Q2-Q5 40-70mm



pos	prof	pcs
1	 44x68	1
2	 44x68	1
3	 44x68	2
4	 18x95/120	1
5	 18x40/58	1
6	 18x58	4
7	 90x90	2
8	Door sash/sashes	



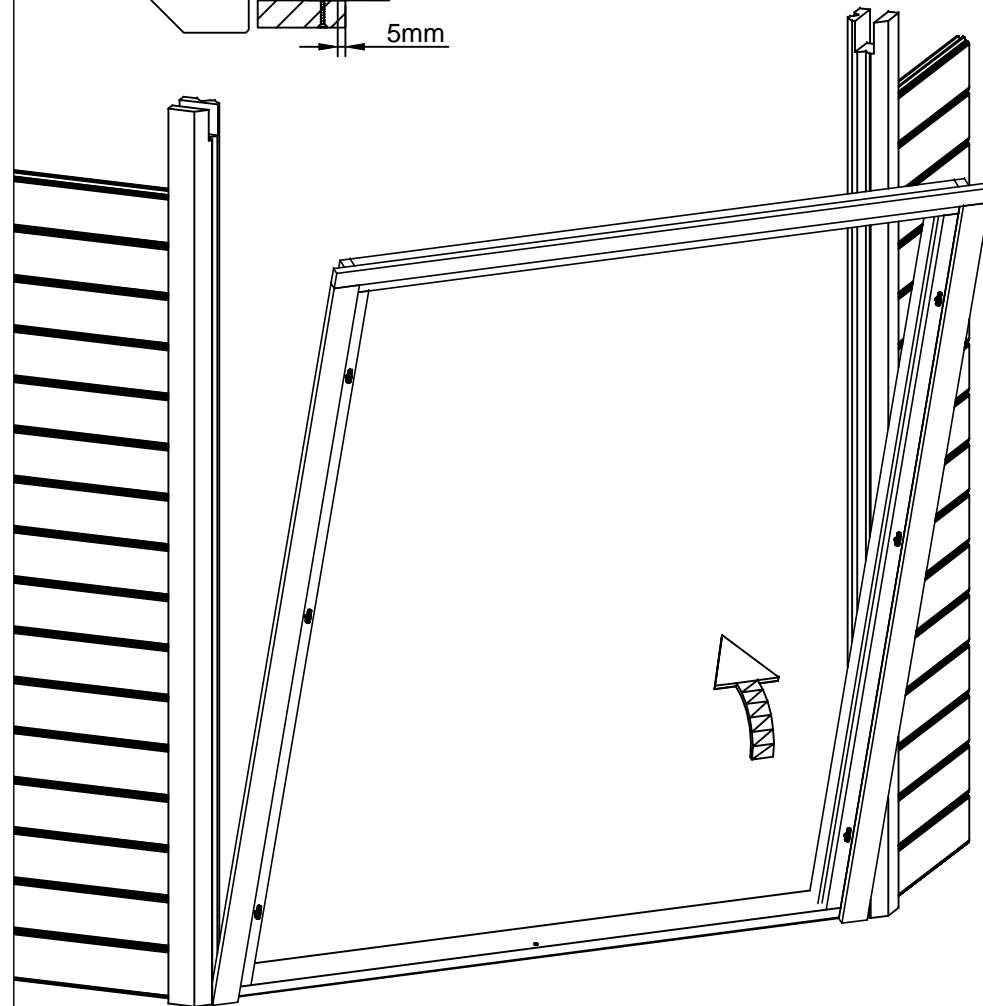
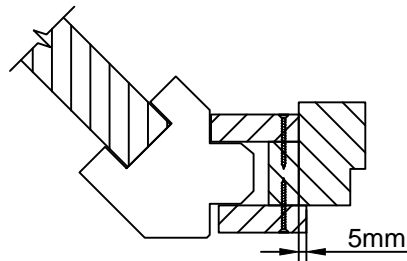
Kinnita välimised liistud / Attach the outside slats / Aussenleisten befestigen

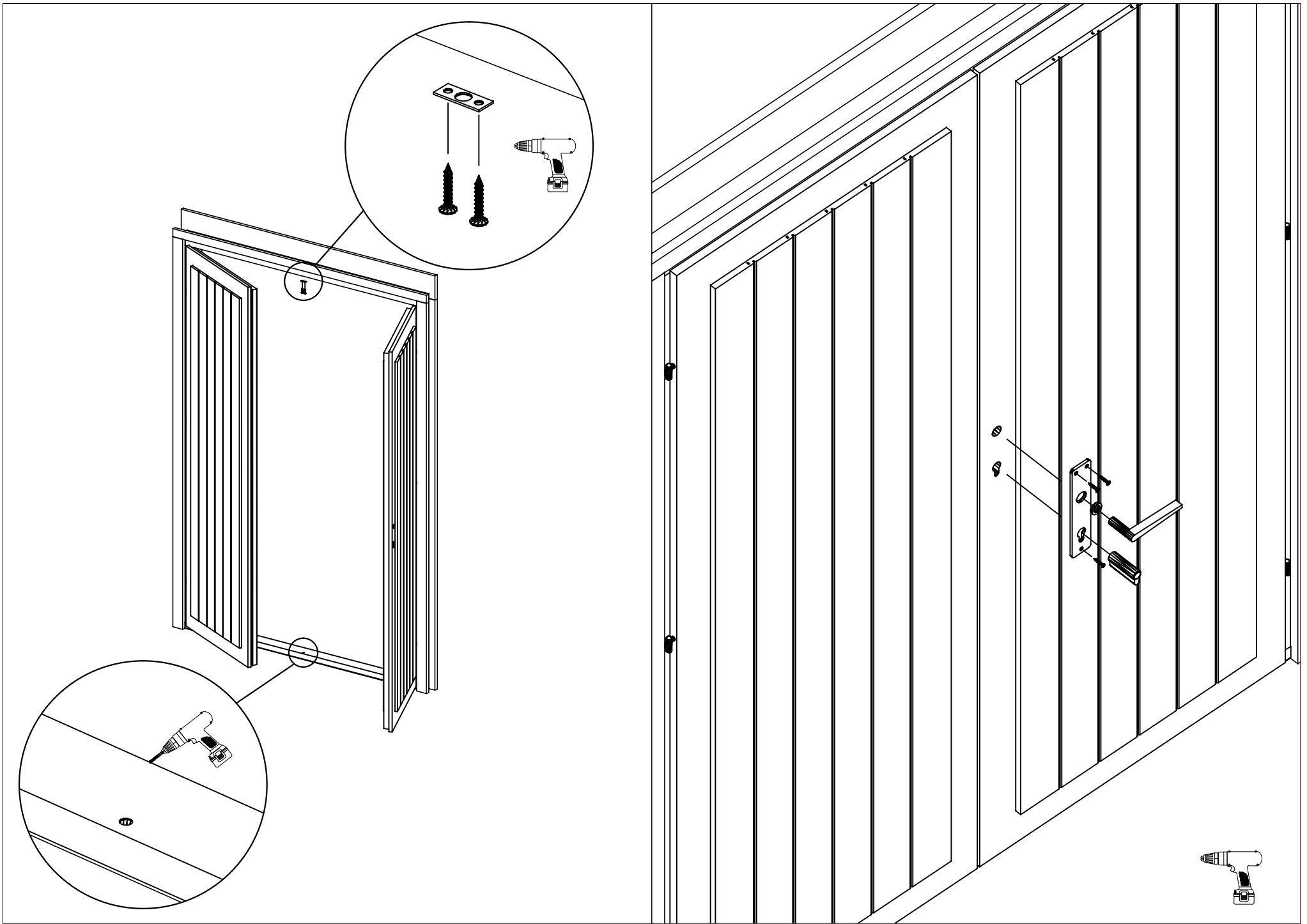


3.5x45

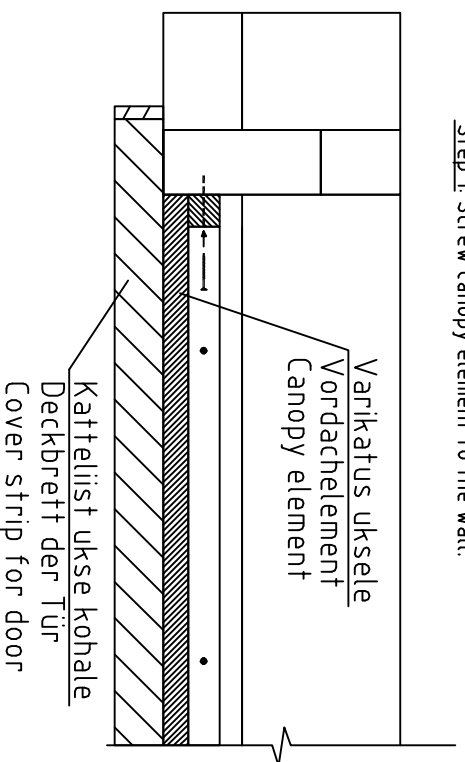
- Paigalda ukseleht väljast / Install the door frame from outside /
Tür rahmen von aussen montieren

- Kinnita sisemised liistud / Attach inside slats / Innenleisten befestigen



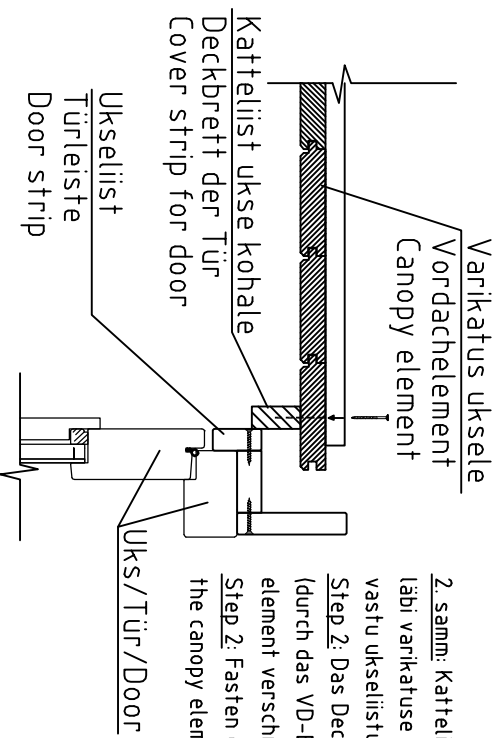


1. samm: Ukse varikatus kinnitada seinale.
Step 1: Dachelement an den Wänden verschrauben.
Step 1: Screw canopy element to the wall.



2. samm: Katteliist tuleb kinnitada läbi varikatuse asetusega külgepidi vastu ukseleistu.

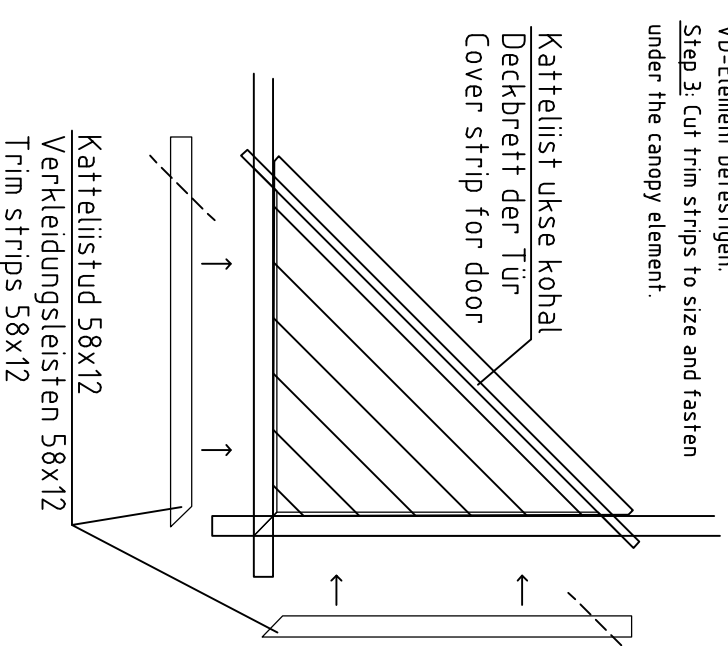
- Step 2: Das Deckbreitt muss von oben (durch das VD-Element) an das Dach-element verschraubt werden.
Step 2: Fasten cover strip to the canopy element.



3. samm: Katteliistud tuleb lõigata möötu ja siis paigaldada seinale ja varikatuse ühenduskoha alla.

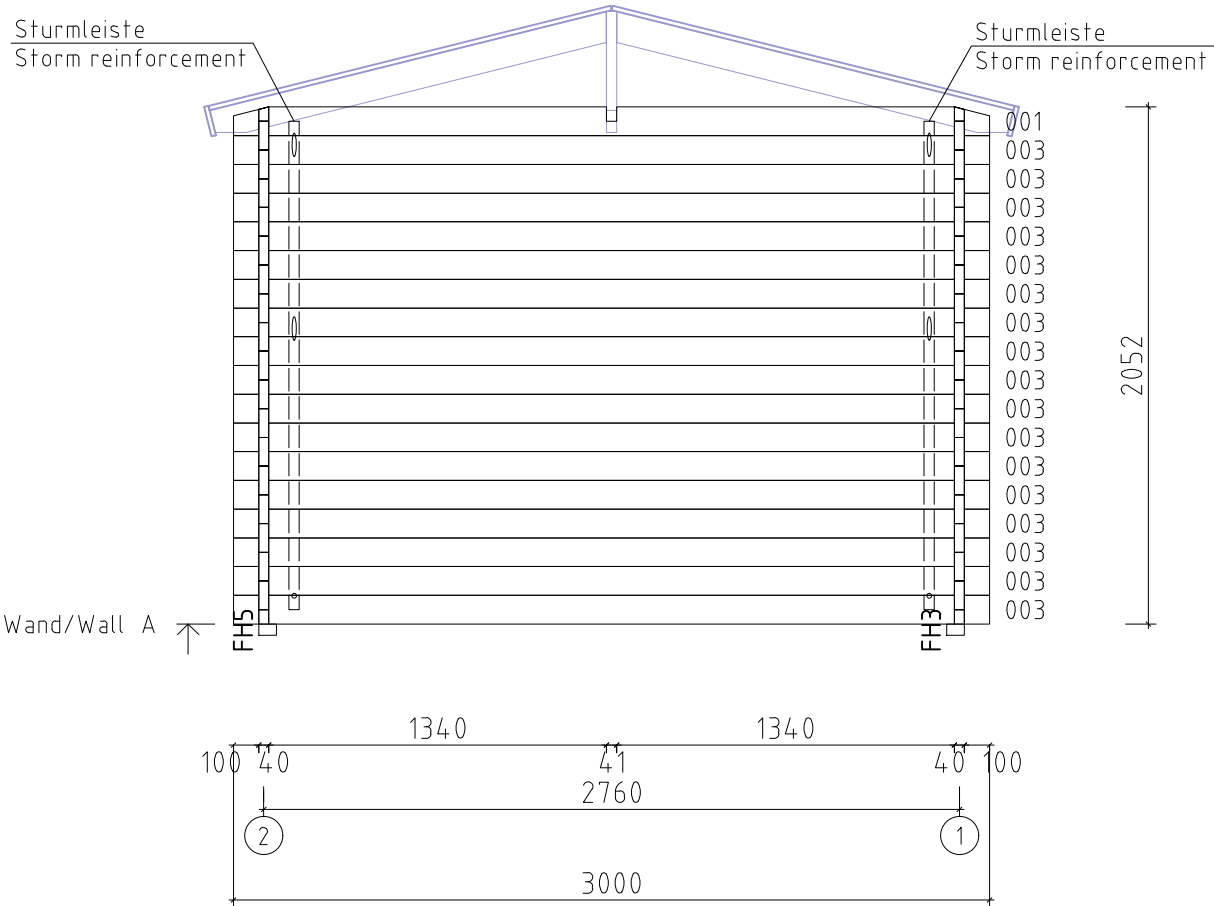
- Step 3: Die Verkleidungsleisten in die richtige Länge schneiden und unter das VD-Element befestigen.

- Step 3: Cut trim strips to size and fasten under the canopy element.

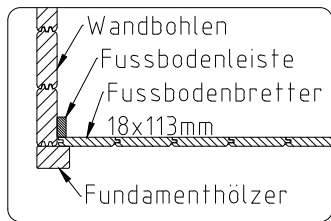
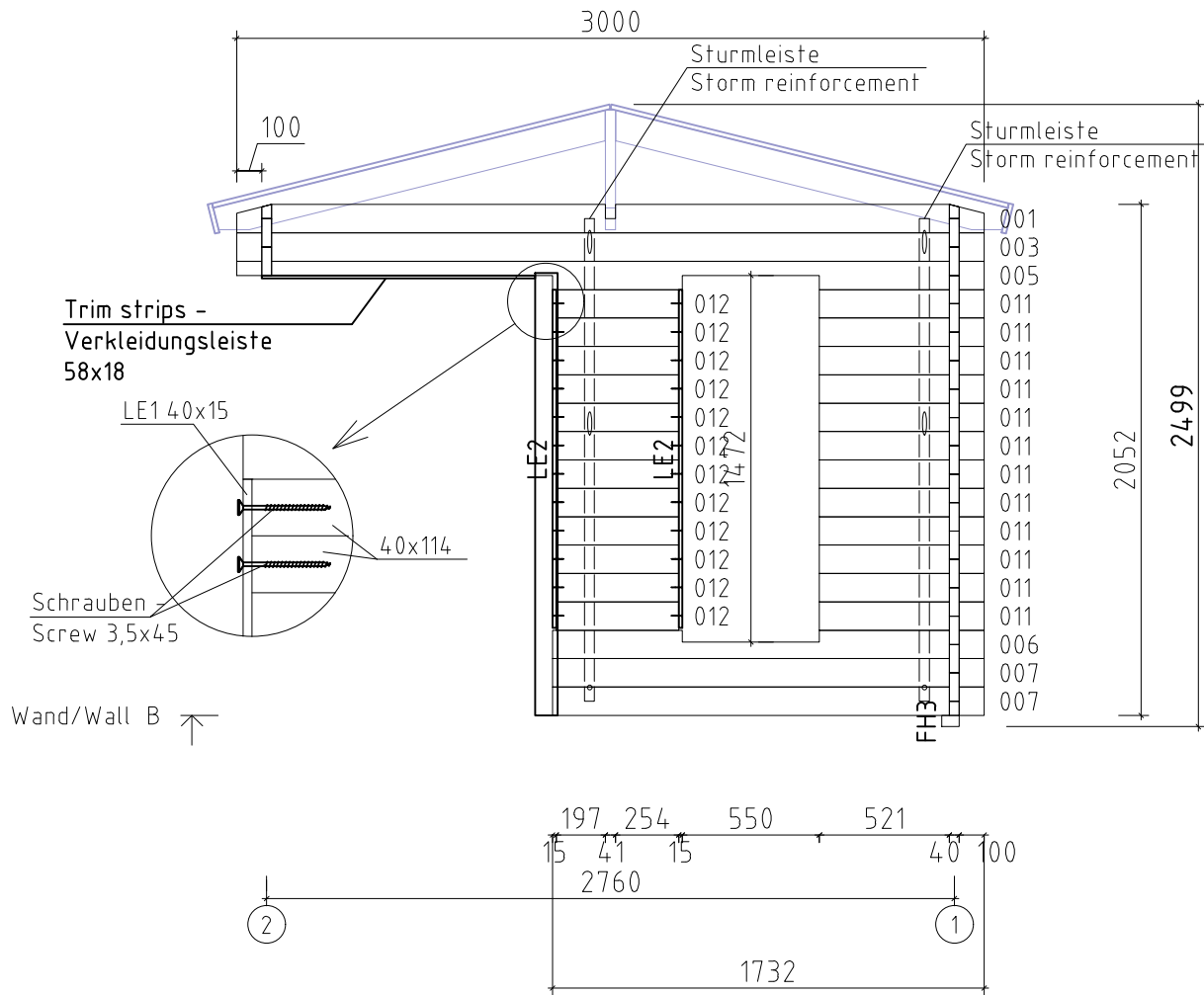


Varikatus uksele/Vordachelement/Canopy element

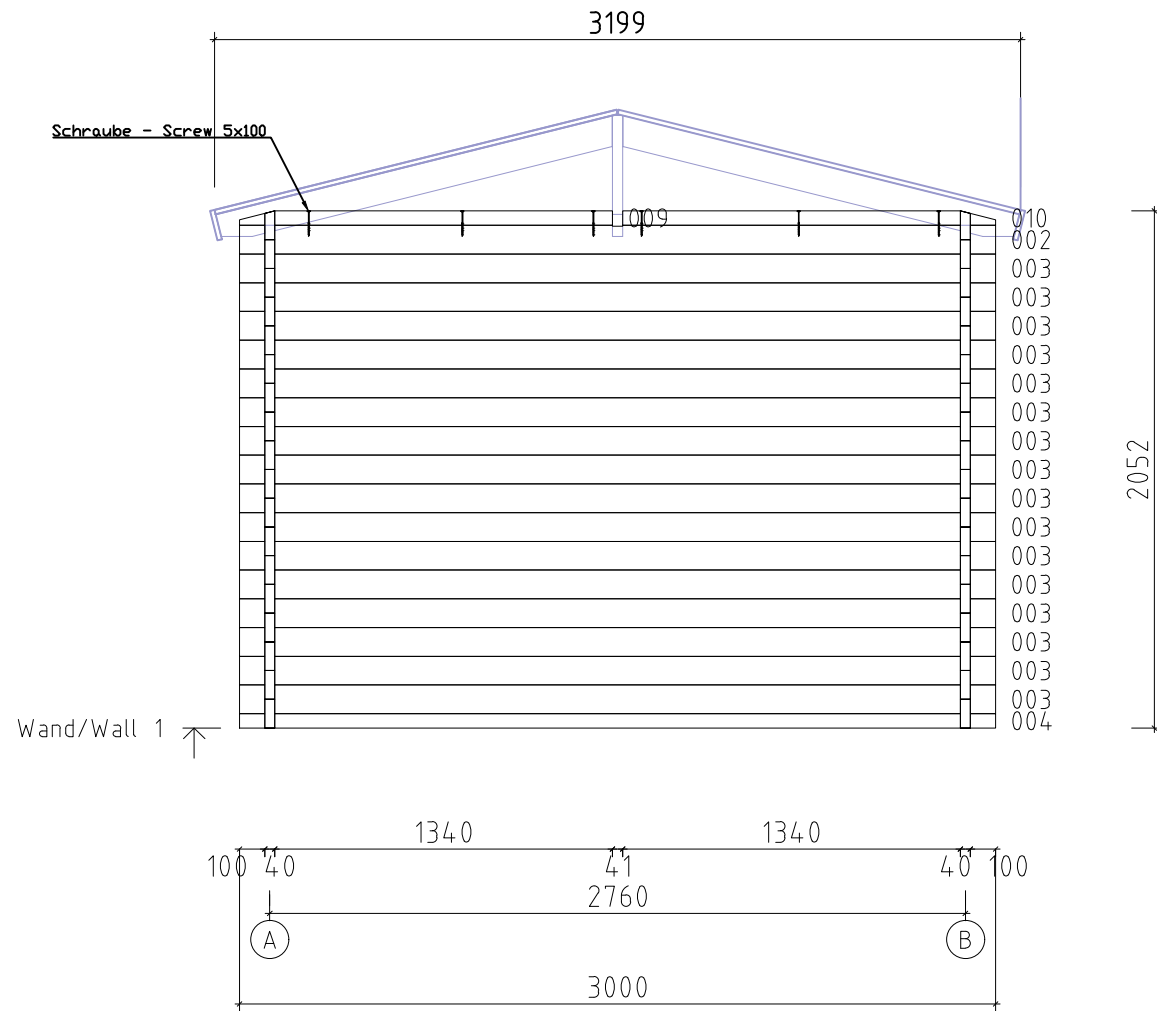
Lõige/Schnitt/Section



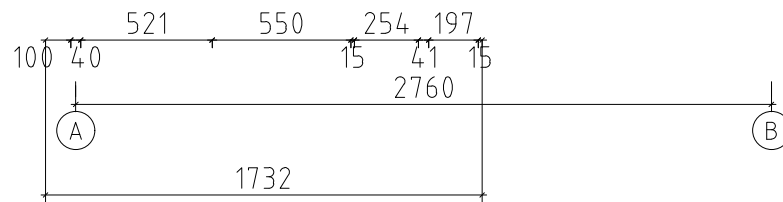
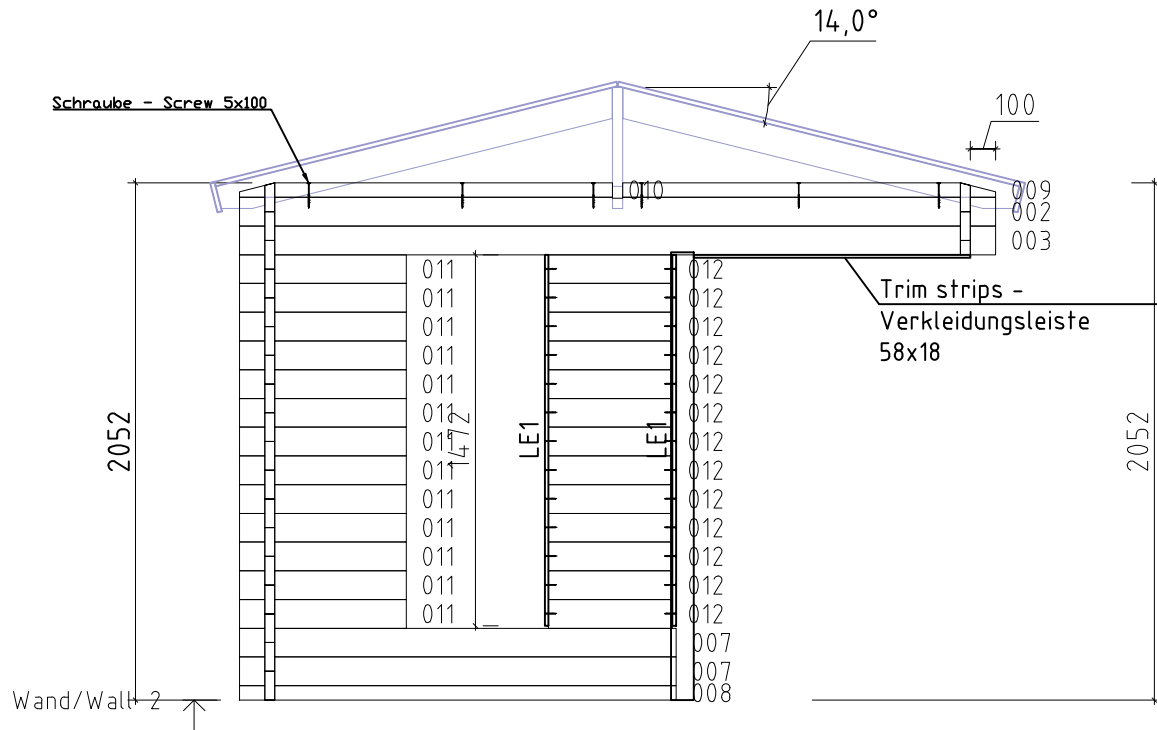
Name	VS40_0036 300x300_40		
Zeichnung/Drawing	WAND/WALL A		
Profil/Profile	4.0x11.4	Datum/Date	19.03.2024



Name	VS40_0036 300x300_40		
Zeichnung/Drawing	WAND/WALL B		
Profil/Profile	4.0x11.4	Datum/Date	19.03.2024



Name	VS40_0036 300x300_40		
Zeichnung/Drawing	WAND/WALL 1		
Profil/Profile	4.0x11.4	Datum/Date	19.03.2024



Name	VS40_0036 300x300_40		
Zeichnung/Drawing	WAND/WALL 2		
Profil/Profile	4.0x11.4	Datum/Date	19.03.2024